

Safety Guards & Equipment Protectors

- Bollard Posts
- Machine Guards
- Column Wall & Corner Protectors
- Bumper Post Sleeves & Delineators
- Barricades & Dock/Curb Ramps



DBS Barrier and Guarding Systems

FEATURES:

Guard Max is a system of standardized components that are easily bolted together to create a guarding system for pedestrian walkways, offices, walls, around machinery or anything else that may require protection from forklift or electric walkie traffic.

SOLID PROTECTION

Guard Max protects your people, equipment and investments with solid rails and posts made of ASTM-A36 structural steel and painted safety yellow for high visibility. Post Deflectors can be added for additional protection (on 6" x 6" posts only).

EASY INSTALLATION

Just design your layout, anchor the posts to the floor, connect the rails and add the post caps for a quick, easy installation that will provide years of solid protection.

NEW Product!



GUARD MAX PROTECTIVE RAILING SYSTEM

MODEL	DESCRIPTION	WEIGHT
60-7500	POSTS 15" HIGH FOR SINGLE RAIL	26
60-7502	POSTS 30" HIGH FOR SINGLE OR DOUBLE RAIL	41
60-7504	POSTS 44" HIGH FOR SINGLE, DOUBLE OR TRIPLE RAIL	55
60-7522	POSTS 6" X 6" X 3/16" X 44" HIGH FOR SINGLE, DOUBLE OR TRIPLE RAIL	65
60-7506	RAILS 48" LONG RAIL	35
60-7508	RAILS 72" LONG RAIL	54
60-7510	RAILS 96" LONG RAIL	72
60-7512	RAILS 120" LONG RAIL	90
60-7518	POST DEFLECTORS 42" HIGH FOR 6" X 6" X 44" HIGH POST ONLY	24
60-7520	POST CAPS BLACK	0.5
60-7524	FLOOR ANCHORS 1/2" X 4-1/2" CONCRETE EXPANSION ANCHOR	1
60-7526	TRIPLE RAIL HARDWARE 1/2" X 4" STRAP-TOGGLE ANCHOR (FOR USE WITH BOTTOM 3RD RAIL ONLY, ON 44" HIGH POSTS, (4) REQUIRED PER RAIL).	0.5

RACK PROTECTION

MODEL	DESCRIPTION	SIZE
60-6400	8" HIGH RACK GUARD	8" HIGH
60-6402	16" HIGH RACK GUARD	16" HIGH

OVERHEAD DOOR TRACK PROTECTOR

MODEL	DESCRIPTION	SIZE	WEIGHT (LBS)
60-5080 (L) 60-5081 (R)	TRACK GUARD	24" HIGH	26
60-5082 (L) 60-5083 (R)	TRACK GUARD	36" HIGH	33
60-5084 (L) 60-5085 (R)	TRACK GUARD	48" HIGH	41



Bollards and Guards

FEATURES

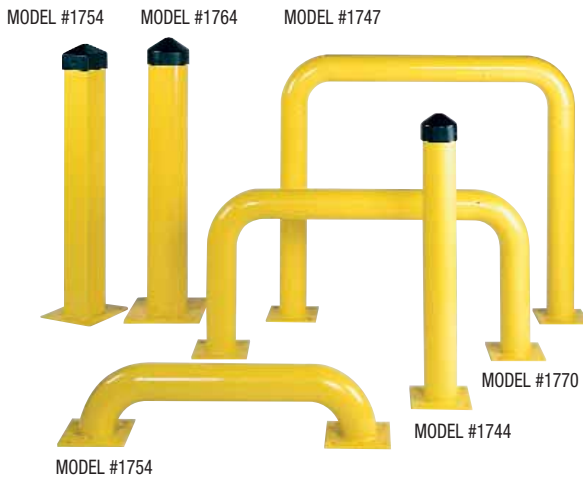
Bollard Posts

Add protection to your facility and prevent damage

Each post is made of 1/4" thick steel mounted on 3/8" steel plates, pre-drilled (3/4") for easy installation

Durable baked on powder coat comes in safety yellow for high visibility

Black HDPE post caps included; can be removed to fill posts with concrete for extra protection.



MODEL #1780

FEATURES

Machine Guards

Provide superior protection for facilities and equipment

Create barriers between traffic areas and your valuable machinery



BOLLARD POSTS

MODEL	DESCRIPTION	DIMENSIONS	PLATE SIZE	WEIGHT
1742	4" ROUND BOLLARD POST	24" H X 4.5"	8" X 8" X 3/8"	35 LBS.
1743	4" ROUND BOLLARD POST	36" H X 4.5"	8" X 8" X 3/8"	45 LBS.
1744	4" ROUND BOLLARD POST	42" H X 4.5"	8" X 8" X 3/8"	50 LBS.
1749	4" ROUND POST CAP	5" DIA.	-	2 LBS.
1755	5" ROUND BOLLARD POST	24" H X 5.6"	10" X 10" X 3/8"	45 LBS.
1756	5" ROUND BOLLARD POST	36" H X 5.6"	10" X 10" X 3/8"	60 LBS.
1757	5" ROUND BOLLARD POST	42" H X 5.6"	10" X 10" X 3/8"	67 LBS.
1758	5" ROUND POST CAP	5.85" DIA.	NA	2 LBS.
1752	5" SQUARE BOLLARD POST	24" H X 5"	10" X 10" X 3/8"	35 LBS.
1753	5" SQUARE BOLLARD POST	36" H X 5"	10" X 10" X 3/8"	47 LBS.
1754	5" SQUARE BOLLARD POST	42" H X 5"	10" X 10" X 3/8"	53 LBS.
1759	5" SQUARE POST CAP	5.25" SQ.	-	2 LBS.
1763	6" ROUND BOLLARD POST	36" H X 6.625"	10" X 12" X 3/8"	65 LBS.
1764	6" ROUND BOLLARD POST	42" H X 6.625"	10" X 12" X 3/8"	72 LBS.
1769	6" ROUND POST CAP	7" DIA.	-	2 LBS.

MACHINE GUARDS

MODEL	DESCRIPTION	DIMENSIONS	PLATE SIZE	WEIGHT
1765	4" LOW PROFILE RACK GUARD	9" H X 36" W	8" X 8" X 3/8"	52 LBS.
1745	4" LOW PROFILE RACK GUARD	9" H X 48" W	8" X 8" X 3/8"	62 LBS.
1772	4" RACK GUARD	16" H X 36" W	8" X 8" X 3/8"	72 LBS.
1773	4" RACK GUARD	16" H X 48" W	8" X 8" X 3/8"	82 LBS.
1746	4" MACHINE GUARD (LOW)	24" H X 36" W	8" X 8" X 3/8"	82 LBS.
1770	4" MACHINE GUARD (LOW)	24" H X 48" W	8" X 8" X 3/8"	92 LBS.
1774	4" MACHINE GUARD	36" H X 36" W	8" X 8" X 3/8"	100 LBS.
1775	4" MACHINE GUARD	36" H X 48" W	8" X 8" X 3/8"	110 LBS.
1771	4" MACHINE GUARD (HIGH)	42" H X 36" W	8" X 8" X 3/8"	110 LBS.
1747	4" MACHINE GUARD (HIGH)	42" H X 48" W	8" X 8" X 3/8"	112 LBS.

CLEARANCE BARS

MODEL	DESCRIPTION	DIMENSIONS	WEIGHT
1780	CLEARANCE BAR YELLOW	77" H X 5" D	7 LBS.
1781	CLEARANCE BAR YELLOW	77" H X 5" D	9 LBS.

CORNER PROTECTORS

MODEL	DESCRIPTION	DIMENSIONS	WEIGHT PER SET
1720	21" CORNER PROTECTOR (SET OF 2)	21" H X 6" X 10" W	10 LBS.
1725	42" CORNER PROTECTOR (SET OF 2)	42" H X 6" X 10" W	20 LBS.

WALL PROTECTORS

MODEL	DESCRIPTION	DIMENSIONS	WEIGHT PER SET
1726	6" WALL PROTECTOR (SET OF 2)	6" W X 42" L X 2" D	8 LBS.
1728	10" WALL PROTECTOR (SET OF 2)	10" W X 42" L X 2" D	14 LBS.

MODEL #1725
SOLD AS A SET OF TWO

MODEL #1726
SOLD AS A SET OF TWO





Column, Wall and Corner Protectors

FEATURES

Column Protectors

Affordable protection for warehouse and factory columns and beams

100% high density polyethylene protectors fit 6", 8", 10" and 12" round or square supports

Wall Protectors

Prevent damage to walls in areas with forklift, hand truck or drum traffic

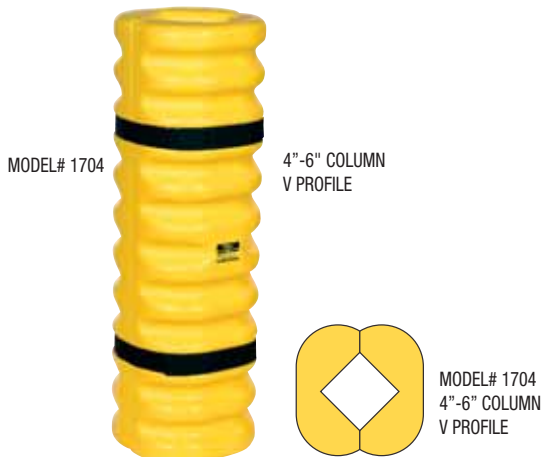
Never need painting and resist cracking and chipping

Unique energy absorbing construction

Corner Protectors

Deflect the impact, helping to protect plant areas prone to damage by fork truck, hand truck or personnel traffic

Use inside or out - rust-resistant, stress resistant and features UV inhibitors



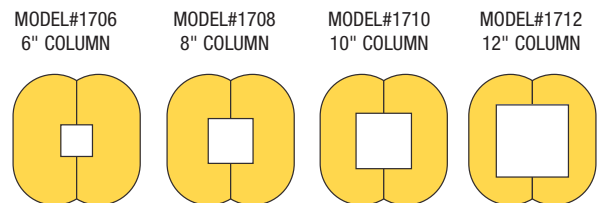
COLUMN PROTECTORS

MODEL	DESCRIPTION	DIMENSIONS (W x D x H)	WEIGHT
1704	COLUMN PROTECTOR FOR 4-6" COLUMN	13" X 13" X 42"	16 LBS.
1706	COLUMN PROTECTOR FOR 6" COLUMN	24" X 24" X 42"	40 LBS.
1708	COLUMN PROTECTOR FOR 8" COLUMN	24" X 24" X 42"	40 LBS.
1710	COLUMN PROTECTOR FOR 10" COLUMN	24" X 24" X 42"	40 LBS.
1712	COLUMN PROTECTOR FOR 12" COLUMN	24" X 24" X 42"	40 LBS.

HI-VIS COLUMN PROTECTORS

MODEL	DESCRIPTION	DIMENSIONS	WEIGHT
1706LM	COLUMN PROTECTOR FOR 6" COLUMN-LIME W/REFLECTIVE	24" X 24" X 42"	40 LBS.
1706OR	COLUMN PROTECTOR FOR 6" COLUMN-ORANGE W/REFLECTIVE	24" X 24" X 42"	40 LBS.
1708LM	COLUMN PROTECTOR FOR 8" COLUMN-LIME W/REFLECTIVE	24" X 24" X 42"	40 LBS.
1708OR	COLUMN PROTECTOR FOR 8" COLUMN-ORANGE W/REFLECTIVE	24" X 24" X 42"	40 LBS.
1710LM	COLUMN PROTECTOR FOR 10" COLUMN-LIME W/REFLECTIVE	24" X 24" X 42"	40 LBS.
1710OR	COLUMN PROTECTOR FOR 10" COLUMN-ORANGE W/REFLECTIVE	24" X 24" X 42"	40 LBS.
1712LM	COLUMN PROTECTOR FOR 12" COLUMN-LIME W/REFLECTIVE	24" X 24" X 42"	40 LBS.
1712OR	COLUMN PROTECTOR FOR 12" COLUMN-ORANGE W/REFLECTIVE	24" X 24" X 42"	40 LBS.
1701	REPLACEMENT NYLON STRAPS - PAIR		

6"-12" COLUMN SQUARE PROFILE





Bumper Post Sleeves & Poly Guide-Post Delineators

FEATURES

Bumper Post Sleeves

- Makes old bollard posts look like new
- High-visibility yellow HDPE construction with UV inhibitors
- Resist fading, rusting or cracking
- Eliminates annual maintenance while helping to protect vehicles and the post from impact damage
- Sleeves are 56" long and can be trimmed for an exact fit - available to fit 4", 6" and 8" N.P.T. pipe sizes
- Additional colors available with quantity orders



MODEL #1730
6" BUMPER POST SLEEVE



MODEL #1730
COLOUR VARIATIONS

NEW Design!

BUMPER POST SLEEVES


SIZE	I.D.	O.D.	HEIGHT	YELLOW	WHITE	RED	GREEN	ORANGE	LIME	BROWN	BLACK	WEIGHT
4"	4.75"	5.75"	56"	1732	1732W	1732R	1732GN	1732OR	1732LM	1732BR	1732BLK	4 LBS.
6"	6.875"	7.875"	56"	1730	1730W	1730R	1730GN	1730OR	1730LM	1730BR	1730BLK	6 LBS.
8"	8.875"	10.00"	57"	1738	1738W	1738R	1738GN	1738OR	1738LM	1738BR	1738BLK	8 LBS.
6"	6.875"	7.875"	72"	1730-72	-	-	-	-	-	-	-	8 LBS.
8"	8.875"	10.00"	72"	1738-72	-	-	-	-	-	-	-	10 LBS.

Poly Guide-Post Delineators

- Lightweight, portable, yieldable plastic posts used to warn, guide and delineate
- Tough, weather resistant high density polyethylene w/UV inhibitors, 42" high (5.75" OD)

High-visibility colours: orange, lime green and yellow, mounted on a 10" sq HDPE plate with anchor slots

Two 3" wide engineering grade reflective silver bands for increased visibility at night and are MUTCD compliant



MODEL #1734OR

MODEL #1734LM

MODEL #1734Y

POLY GUIDE-POST DELINEATORS

MODEL	DESCRIPTION	DIMENSIONS	WEIGHT
1734Y	POLY GUIDE-POST DELINEATOR-YELLOW	5.75"WX42"H	6 LBS.
1734LM	POLY GUIDE-POST DELINEATOR-LIME	5.75"WX42"H	6 LBS.
1734OR	POLY GUIDE-POST DELINEATOR-ORANGE	5.75"WX42"H	6 LBS.

DBS Protective Parking Stops and Speed Bumps

SPEED BUMPS Economic, Modular & Light Weight

FEATURES

- Yellow Plates:** Each speed bump section is embedded with (6) reflective yellow safety plates of weather resistant, composite material for protection from salt, freeze and thaw.
- End Cap:** 5" Safety Snap On End Cap - sloped modular profile prevents tripping by pedestrians.
- Can be used as a cable cover - bottom sides include 1" x 1.5" channels for protecting temporary or permanent cables or hoses.
- A standard speed bump system section includes (2) main pieces, (2) end caps and (1) connector clip. Main pieces may be added and connected to form larger units.
- Made of Recycled PVC.
- Flexibility allows it to contour to road crown.

PARKING BLOCKS Simple, Affordable & Colourful

FEATURES

- Eliminate brittle concrete replacements with 100% recycled plastic parking blocks engineered to prevent warp, crack, chip and rot
- Multiple colors; safety yellow, grey or blue
- Lightweight 4lbs
- No painting needed—UV treated for ultimate durability and low-maintenance
- Modular connectors are supplied with any multiple piece order 5

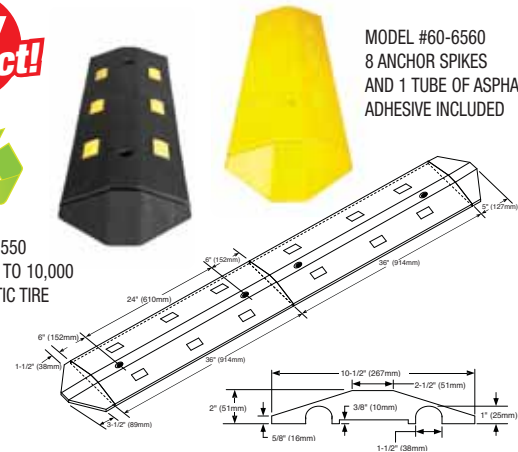


MODEL #60-6500

NEW Product!



MODEL #60-6550
LOAD TESTED TO 10,000 LBS/PNEUMATIC TIRE



MODEL #60-6560
8 ANCHOR SPIKES
AND 1 TUBE OF ASPHALT ADHESIVE INCLUDED

PROTECTIVE PARKING STOPS

MODEL	DESCRIPTION	DIMENSIONS	WEIGHT
60-6500Y	PARKING STOP-YELLOW	8"W X 4"H X 72"L	15 LBS.
60-6500B	PARKING STOP-BLUE	8"W X 4"H X 72"L	15 LBS.
60-6500G	PARKING STOP-GRAY	8"W X 4"H X 72"L	15 LBS.

SPEED BUMP-CABLE PROTECTOR

MODEL	DESCRIPTION	DIMENSIONS	WEIGHT
60-6550	SPEED BUMP-CABLE GUARD	10"W X 72"L X 2"H	15 LBS.
60-6560	SPEED BUMP-CABLE GUARD	10"W X 108"L X 2"H	25 LBS.



Poly Curb Ramp, Portable Poly Dockplate, Fixed Poly Dockplate

FEATURES

Poly Curb Ramp

- Use with hand trucks or wheeled carts
- A safe and ergonomically correct method to move heavy loads over curbs or steps
- The raised non-slip surface with 1" side rails provides for excellent traction
- Constructed of high visibility safety yellow HDPE for durable use with up to 1,000 lbs.
- Lightweight (9 lb) ramp has 2 handles with rounded edges for easy pick-up, carrying



MODEL #1794
POLY CURB RAMP
1,000 LB. LOAD CAPACITY



POLY CURB RAMP				
MODEL	DESCRIPTION	DIMENSIONS	WEIGHT	LOAD
1794	POLY CURB RAMP	27"Wx27"Lx4"H	9 LBS.	1,000 LBS.

FEATURES

- Designed for use with two and four wheeled dollies, hand trucks, carts and pallet trucks
- Lightweight ergonomic design, raised non-slip surface, beveled entry and exit edges
- High visibility yellow and integrated guardrails.
- Compliance: Meets OSHA 1910.30(a)

Portable Poly Dockplate

- Two integrated handles for easy handling
- Powder coated steel legs
- Light weight for easy use (30 lbs.)
- 4" height differential capability
- 750 lb. load capacity

MODEL #1795
PORTABLE POLY DOCKPLATE



MODEL #1796
FIXED POLY DOCKPLATE

Fixed Poly Dockplate

- Lift-n-lower ergonomic design helps reduce injuries and comp claims
- Features molded-in handle, raised non-slip surface, and integrated side rails
- Coated steel installation kit installs easily on metal or concrete dock facings
- 6' slide bar for easy truck centering or out-of-the-way storage
- 4" height differential capability
- 1,000 lb. load capacity



PORTABLE POLY DOCKPLATE & FIXED POLY DOCKPLATE				
MODEL	DESCRIPTION	DIMENSIONS	WEIGHT	LOAD
1795	PORTABLE POLY DOCKPLATE	35"Wx36"Lx5"H	30 LBS.	750 LBS.
1796	FIXED POLY DOCKPLATE	26"Wx35"Lx5"H	20 LBS.	1,000 LBS.
1796KIT	FIXED POLY DOCKPLATE INSTALLATION KIT	30 LBS.	-	-

DBS Wheel Chock Safety Systems

FEATURES:

- Prevent Trailer Creep & Premature Departure
- Economical Protection
- Simple Operation
- Visible Instructions
- Loss Prevention

MEETS REGULATIONS

OSHA. regulation 1910.178 (k)(1) the brakes of highway trucks shall be set and wheel chocks placed under the rear wheels to prevent the trucks from rolling while they are boarded with powered industrial trucks.

Ontario Health and Safety Act

R.R.O. 1990, REG. 851, S. 57. A Vehicle left unattended shall be immobilized and secured against accidental movement.



MODEL# TCS-200

NEW Product!



MODEL# TCS-100

MODEL# SC-8 ALUMINUM CHOCK

FEATURES:

- "Claw" like bottom assures dependable grip on any ground surface conditions
- Lightweight and reliable
- Chock fits snugly under tire contour for maximum holding power
- Often preferred for snow and ice conditions
- MATERIAL:** Extruded Aluminum
- SIZE:** 7" w x 11.5" long x 8" high
- WEIGHT:** 6 lbs



MODEL# IC-10 ICE CHOCK

FEATURES:

- "Tooth" like bottom assures reliable grip on icy/slippery ground surfaces
- Lightweight and dependable
- Maximum holding power for snow and ice
- Powder coated safety yellow for high visibility
- MATERIAL:** Formed Steel
- SIZE:** 8" wide x 10.5" long x 9.25" high
- WEIGHT:** 9 lbs



MODEL# CBI-29 CAST IRON CHOCK

FEATURES:

- Cast ductile iron for impressive strength
- Painted blue for good visibility
- Completely reversible for simple use
- MATERIAL:** Cast ductile Iron
- SIZE:** 8" wide x 12" long x 9" high
- WEIGHT:** 28 lbs



MODEL# 88-8 LAMINATED CHOCK

FEATURES:

- Recycled rubber laminates compressed and fastened under high pressure
- Galvanized steel sides
- MATERIAL:** recycled Fabric reinforced rubber laminates
- SIZE:** 8" w x 8" long x 8" high
- WEIGHT:** 14 lbs
- ALSO AVAILABLE AS 88-8XL**
- SIZE:** 11.25" wide x 14" long x 14" high
- WEIGHT:** 50 lbs



MODEL# CMH-94 RUBBER CHOCK

FEATURES:

- One piece solid rubber
- Integral handle
- MATERIAL:** 80 durometer rubber
- SIZE:** 7.25" wide x 9.75" long x 7.75" high
- WEIGHT:** 13 lbs



MODEL# WC-5810 RUBBER CHOCK

FEATURES:

- Solid rubber is most durable
- Hook for chain fastening
- MATERIAL:** 80 durometer rubber
- SIZE:** 8" wide x 10" long x 5" high
- WEIGHT:** 12 lbs



MODEL# CBI-087 CAST IRON CHOCK

FEATURES:

- Cast ductile iron for high strength
- Painted yellow for high visibility
- MATERIAL:** Cast ductile Iron
- SIZE:** 8.5" wide x 7.25" long x 8.5" high
- WEIGHT:** 14 lbs



MODEL# SC-6 ALUMINUM CHOCK

FEATURES:

- Lightweight
- Excellent surface grip on tire & ground
- MATERIAL:** Aluminum
- SIZE:** 6" wide x 6.8" long x 6" high
- WEIGHT:** 3.5 lbs



MODEL# 68-9 PYRAMID CHOCK

FEATURES:

- Economical construction
- Handles for chain fastening
- MATERIAL:** 80 durometer rubber
- SIZE:** 8" wide x 9" long x 6" high
- WEIGHT:** 9 lbs



MODEL# 811-11 URETHANE CHOCK

FEATURES:

- High visibility
- NOT RECOMMENDED ON ICE
- MATERIAL:** Orange Urethane
- SIZE:** 11" wide x 8" long x 8" high
- WEIGHT:** 4.5 lbs



MODEL# MWC-32 CHOCK

FEATURES:

- Good stability over others in this class
- MATERIAL:** 80 durometer rubber
- SIZE:** 6.5" wide x 9.5" long x 8.5" high
- WEIGHT:** 13 lbs



MODEL# CC-07 CENTURY-CHOCK

FEATURES:

- Reversible chock design
- One-piece cast construction
- MATERIAL:** Cast Aluminum Alloy
- SIZE:** 10" base x 6.25" wide x 9" high
- WEIGHT:** 7.5 lbs

