

SURFACE MOUNTED 8" X 17" X 5"

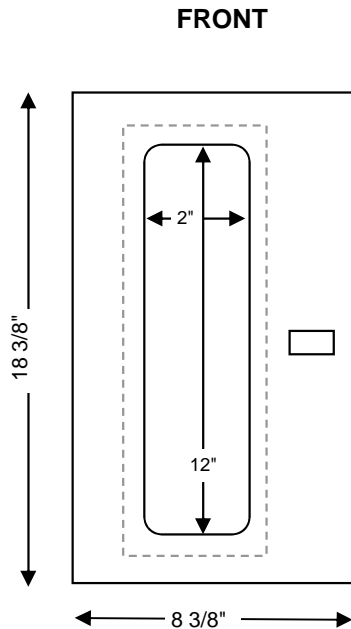
FIRE EXTINGUISHER CABINET

STANDARD CONSTRUCTION FEATURES

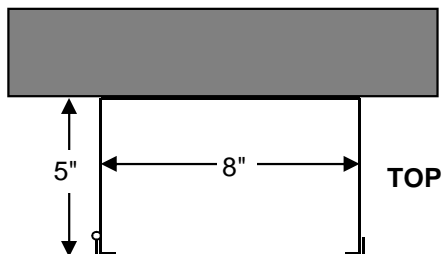
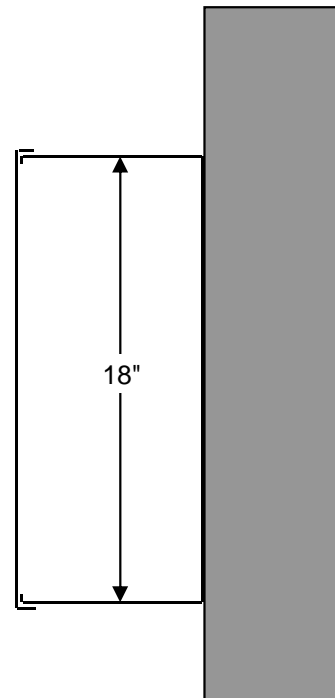
- Full Glass Panel (*Glass Size 3" x 13"*)
- Grey or White Baked Enamel Finish
- Satinless Steel Paddle Latch
- Accomodates 5 lb Dry Chemical Fire Extinguisher
- Full length piano hinge (L or R)

Options

- Full Metal Door (With Cylinder Lock, Paddle Latch or Break Glass Option)
- Full Glass Door (With Cylinder Lock or Break Glass Option)
- Stainless Steel Front & Tub (*304 or 316 Stainless Steel with Satin #4 Finish*)
- Neoprene Gasketing



SIDE



MADE IN CANADA

www.herbertwilliams.com

 **herbertwilliams**[®] Since 1908
FIRE EQUIPMENT LTD.